

# Enel Colombia

Corporate Presentation 2022



# AGENDA



- **The New Enel Colombia**
- Corporate Structure of Companies in Colombia
- Main Business Line
- Financial Information and Main Financial Indicators

# Four Countries, One Energy

## Organization



**>28 Bn COP**  
Assets



**>2.500**  
Employees

## Generation

**4.2 GW**  
Installed Capacity



**3.6**



**0.2**



**0.4**

**20 TWh/año**  
Generated Energy

## Distribution



**>75.000**  
Km of network



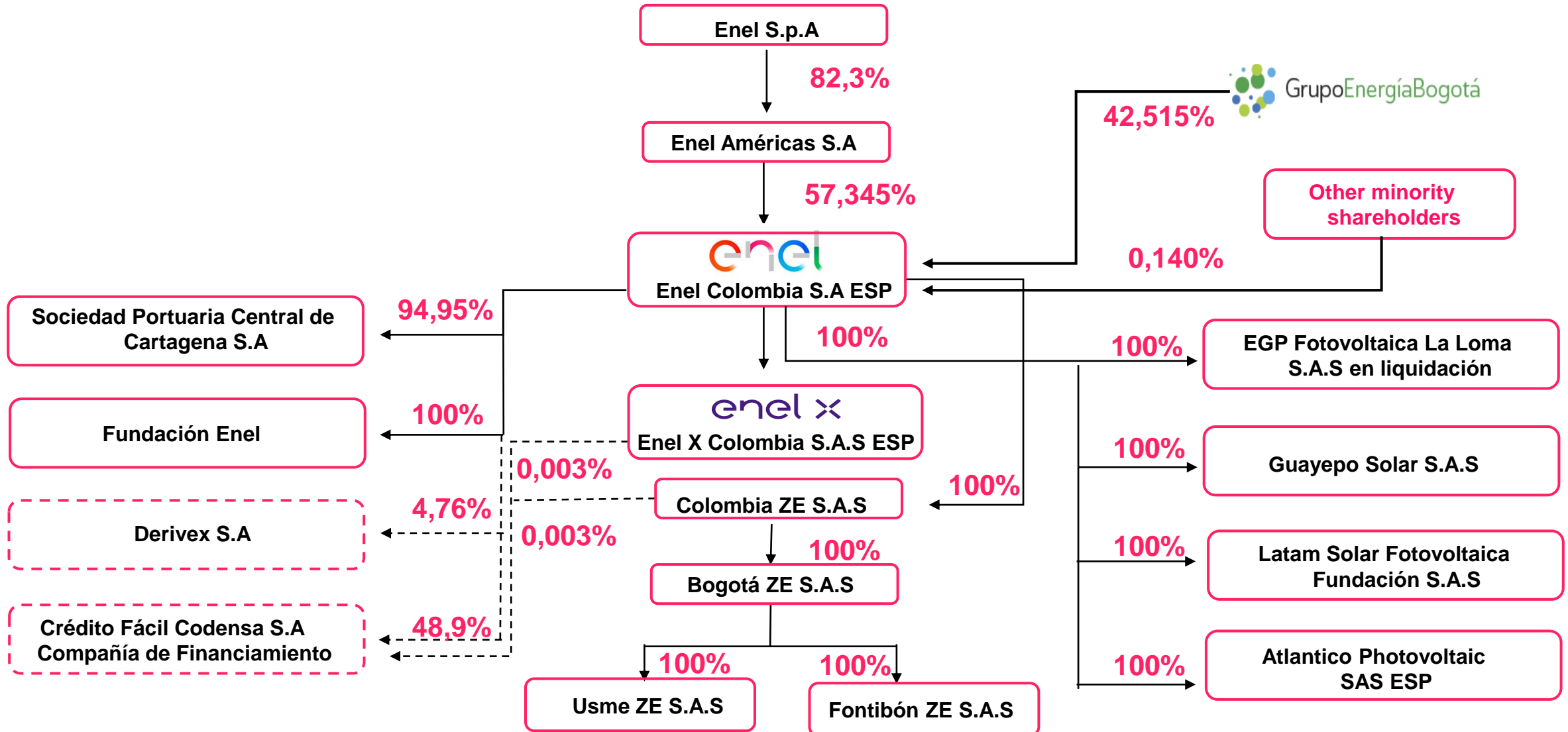
**>3.7 millones**  
Customers

# AGENDA

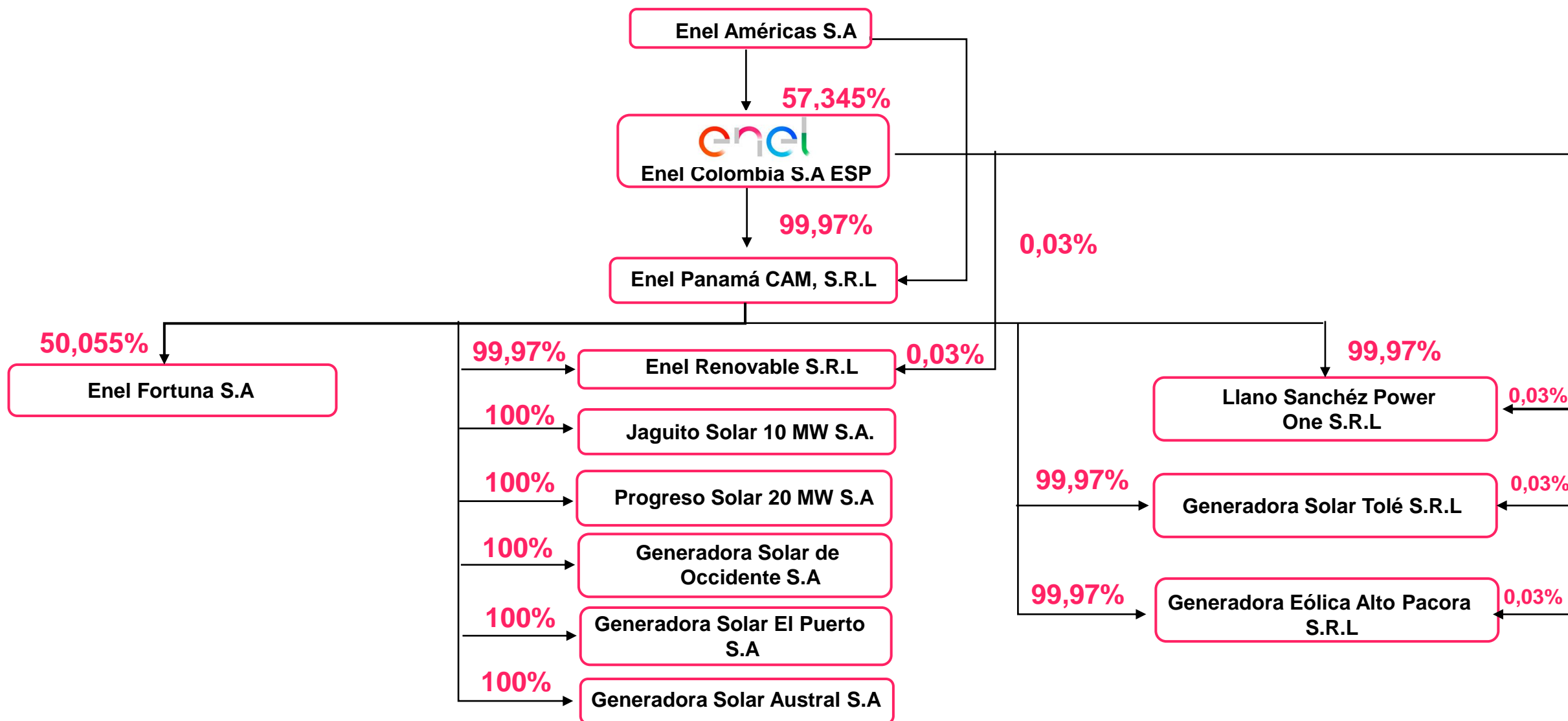


- The New Enel Colombia
- **Corporate Structure of Companies in Colombia**
- Main Business Line
- Financial Information and Main Financial Indicators

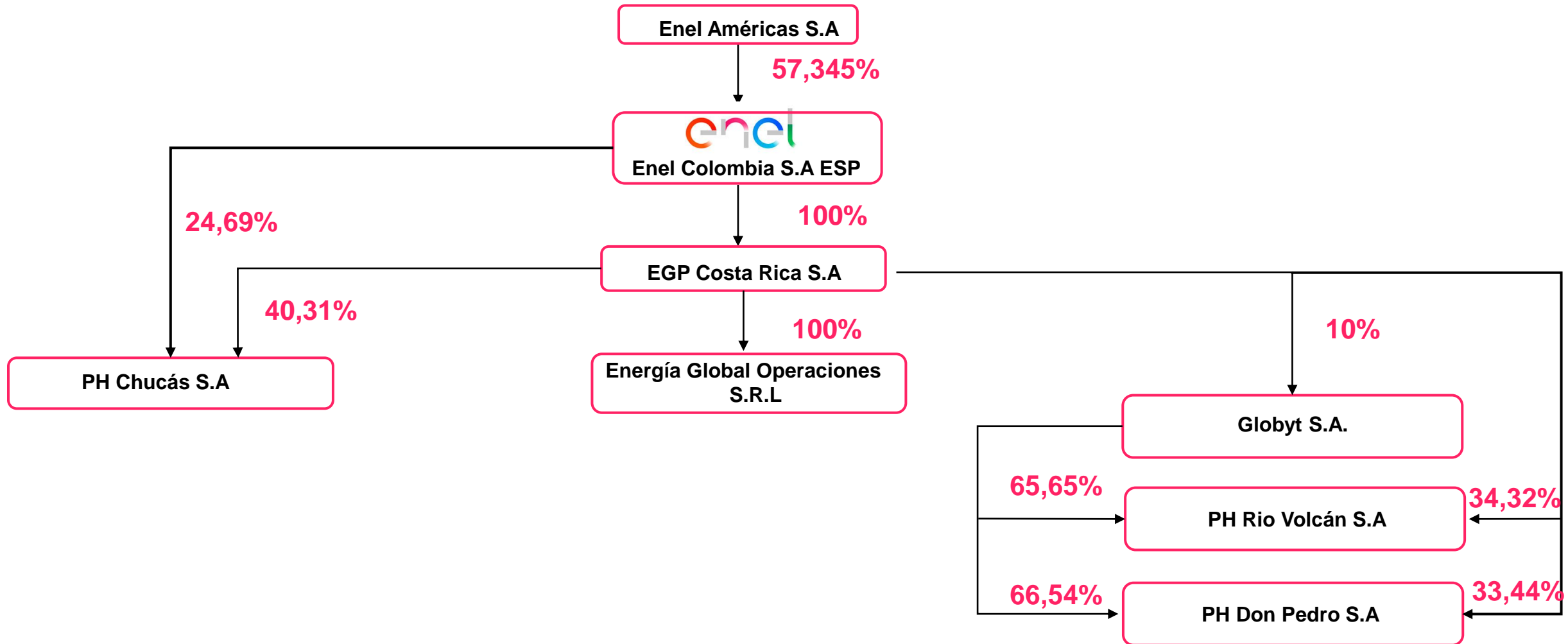
# Corporate Structure Colombia



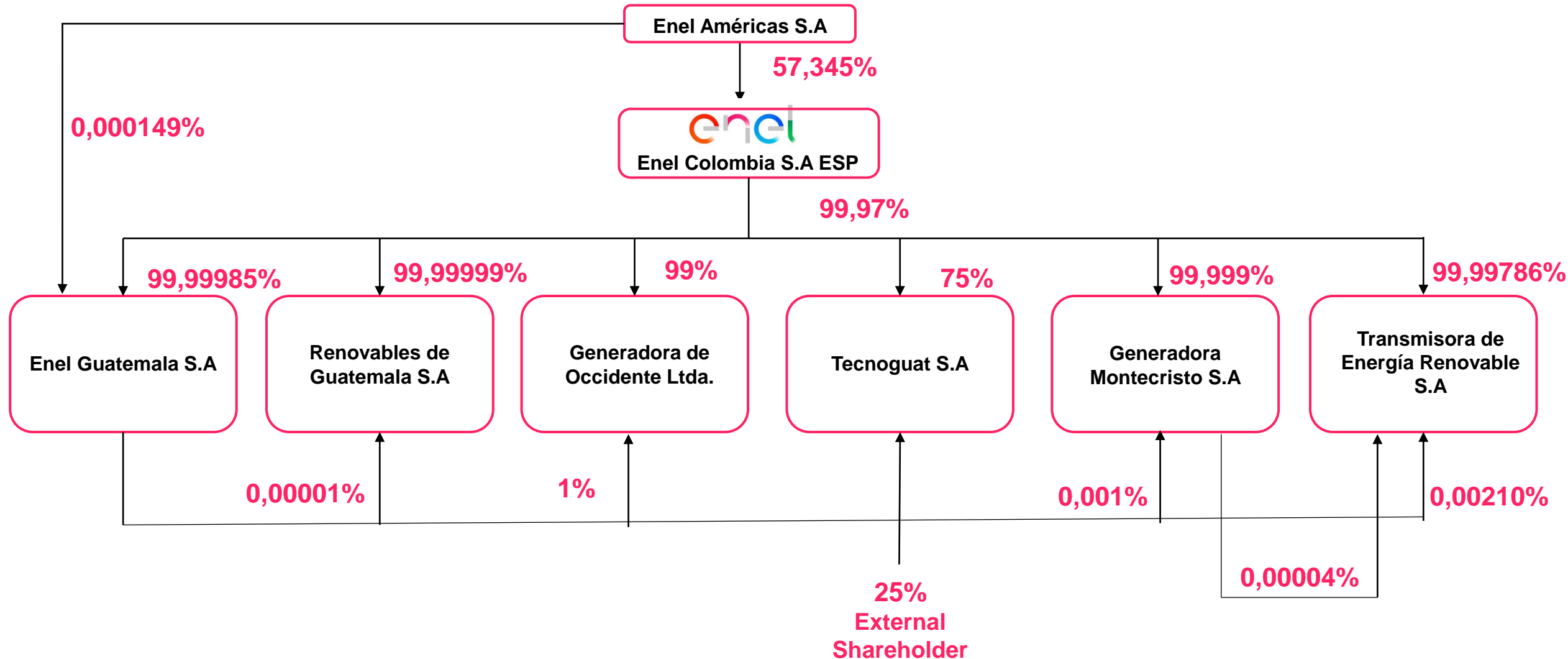
# Corporate Structure Panamá



# Corporate Structure Costa Rica



# Corporate Structure Guatemala



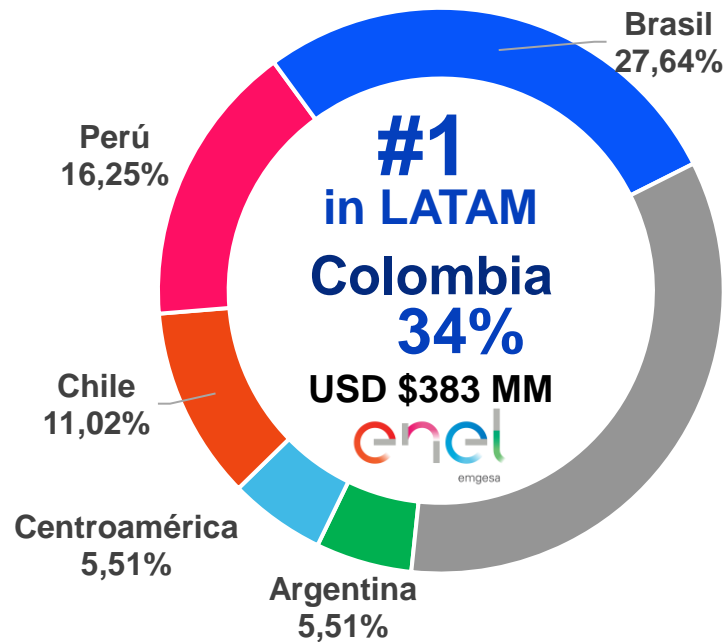


# Colombia for the Enel Group

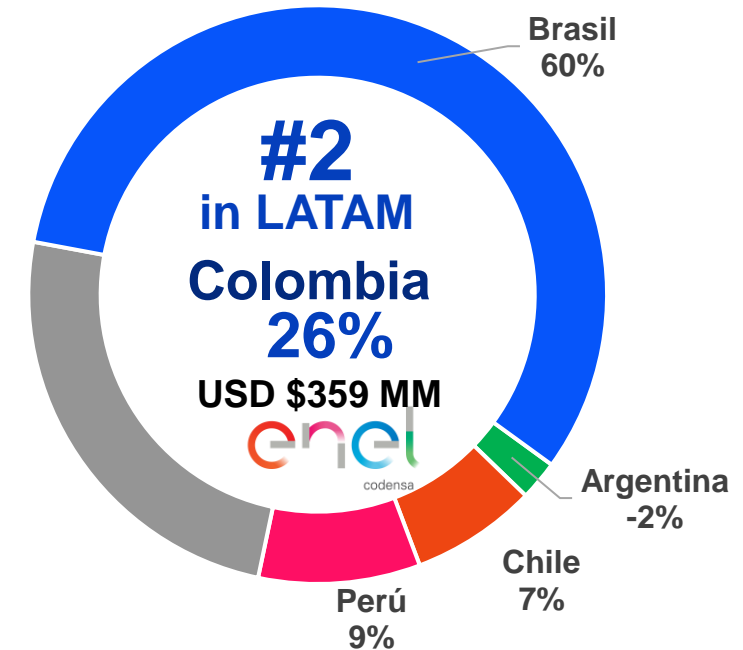


In the first semester of 2022 Colombia was the second EBITDA contributing country in LATAM for the Enel Group contributing el 29,5% of the region's EBITDA

**USD \$1.122 MM**  
EBITDA LATAM Generation



**USD \$1.395 MM**  
EBITDA LATAM Distribution



**USD \$742 MM**  
Colombia

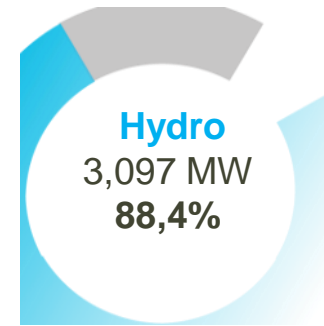
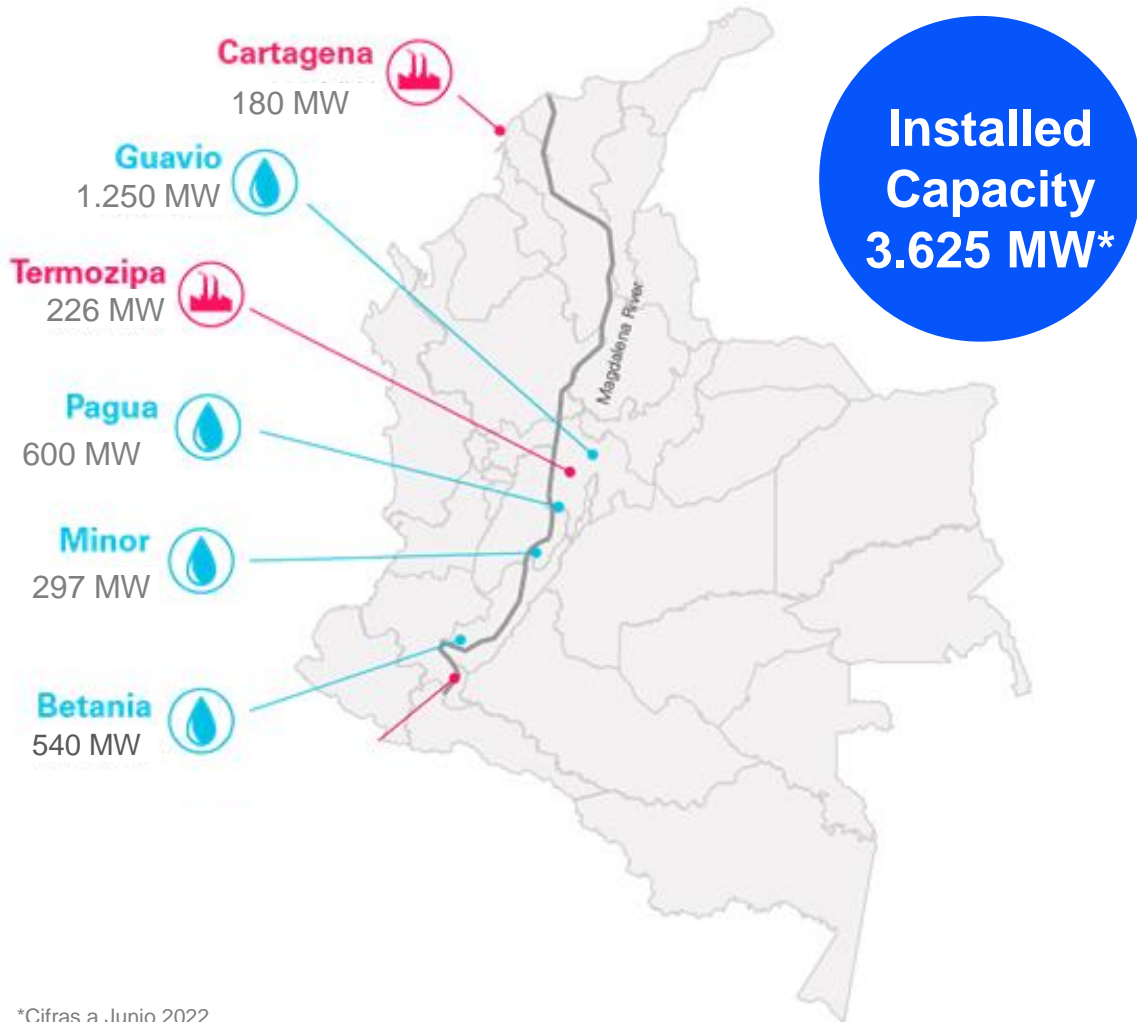
# AGENDA



- The New Enel Colombia
- Corporate Structure of Companies in Colombia
- **Main Business Line**
- Financial Information and Main Financial Indicators

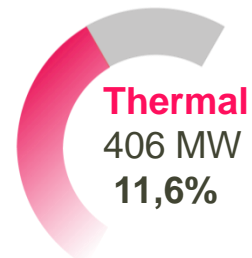
# Generation Business in Colombia

Diversified generation portfolio in 3 different watersheds

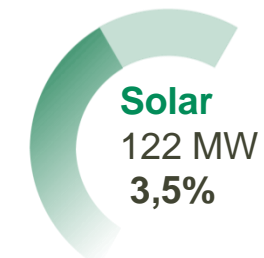


Guavio 1,250 MW	Guavio Menor 9,9 MW	El Quimbo 400 MW	Betania 540 MW
Pagua 600 MW	Paraíso 276 MW	La Guaca 324 MW	

Menor – Filo de Agua	Charquito 19,4 MW	Tequendama 56,8 MW
	Laguneta 18 MW	Limonar 18 MW
	Dario Valencia 150 MW	Salto II 35 MW



Termozipa 226 MW
Cartagena 180 MW



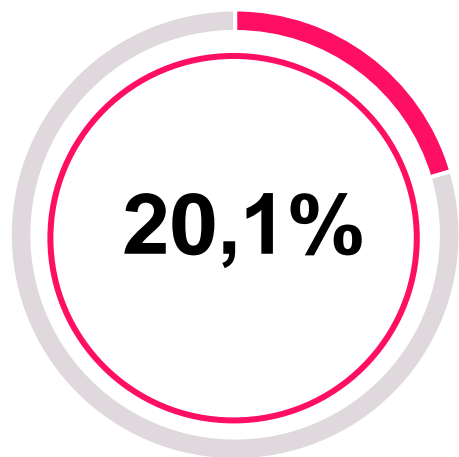
El Paso 86 MW
La Loma 37 MW

# Generation Business in Colombia

Strategic asset in the electric power sector in Colombia

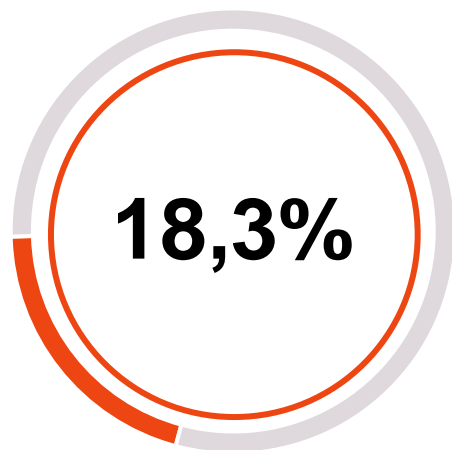


**#1** in Installed Capacity of the SIN

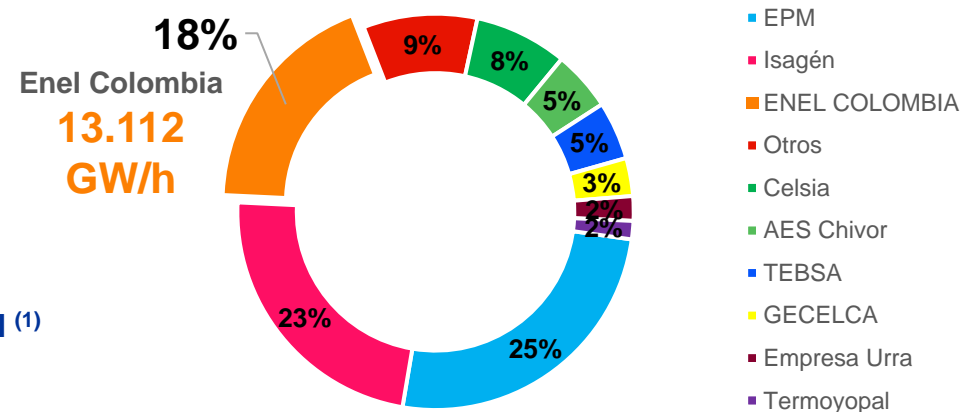
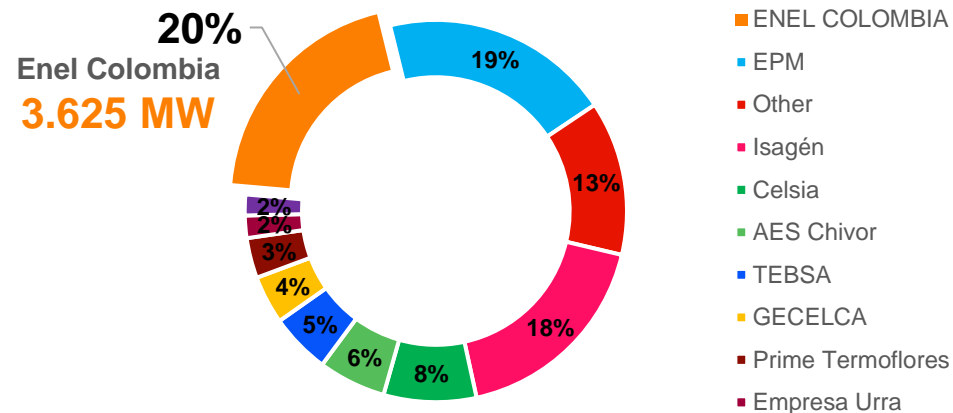


**20,1%**

**#3** in Generation in Colombia



**18,3%**



(1) SIN: National Interconnected System  
Source: XM. Data as of June 2022

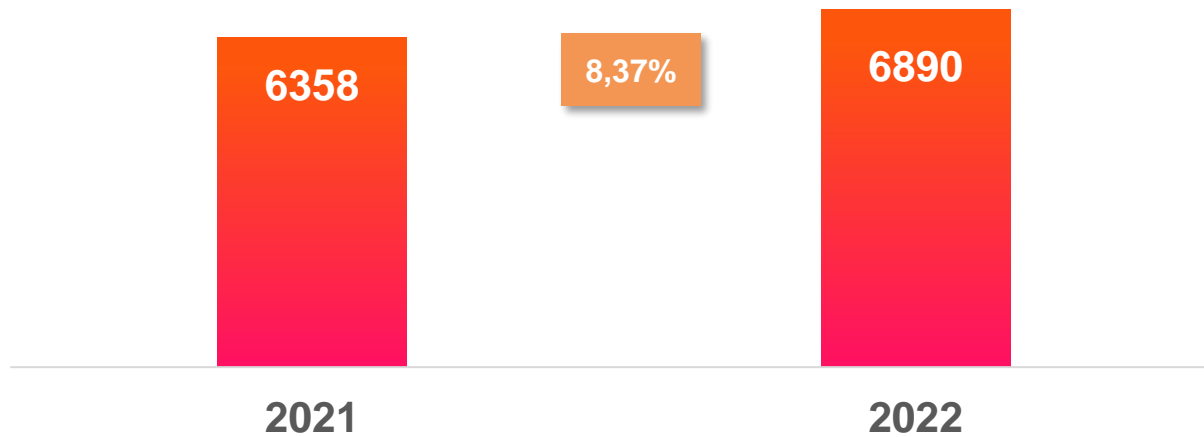
# Generation Business in Colombia



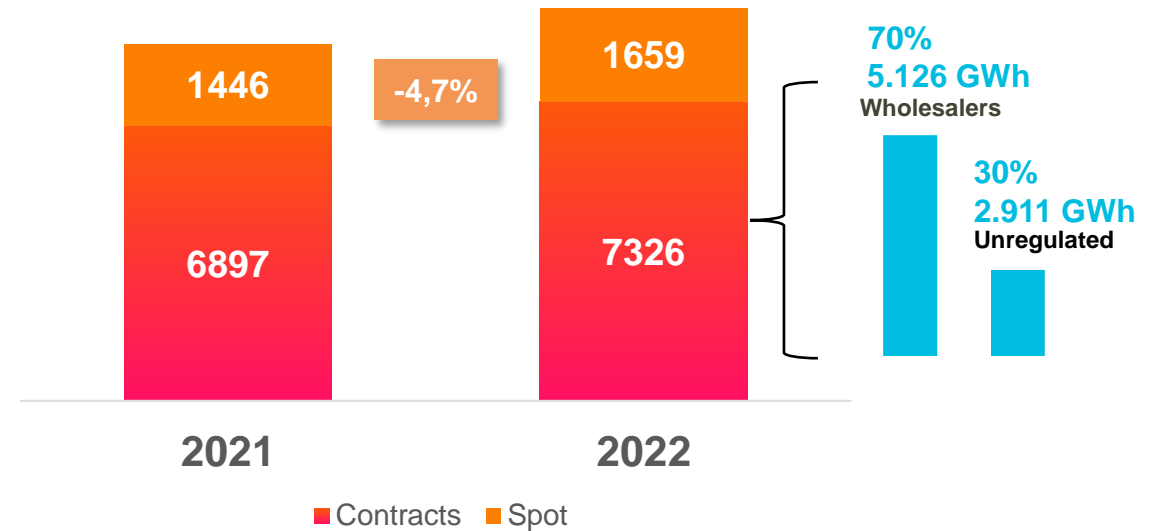
Excellence in operating results

(Figures as of June 2022 / June 2021)

## Generated Energy (GWh)




## Energy Sales (GWh)



 **6.644 GWh**  
Hydrica

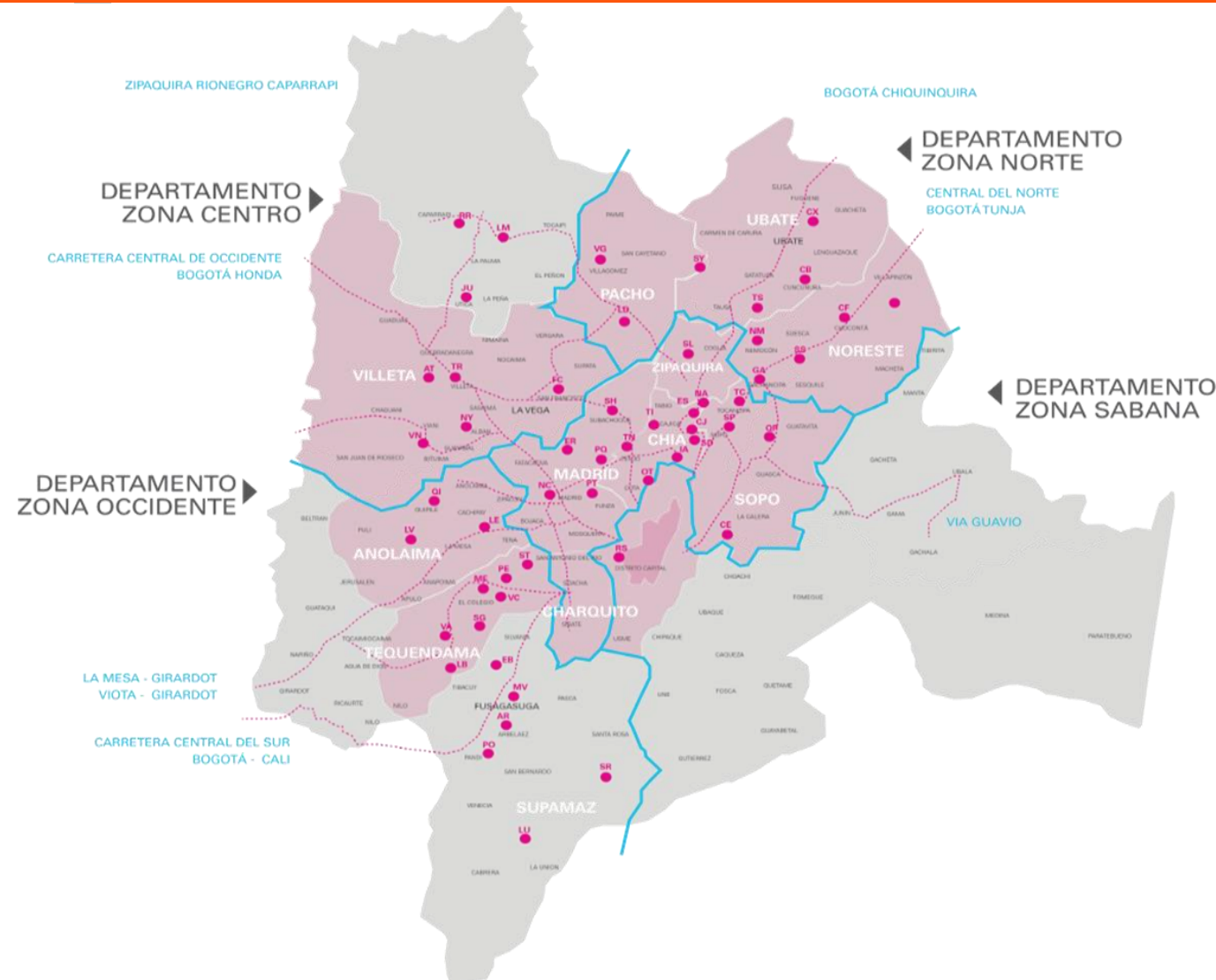
**169 GWh**   
Thermal




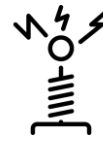


 **90,1%**  
Plant availability

**3.467 MW**   
Installed Capacity

# Distribution Business in Colombia

Wide coverage in médium and low voltage networks in Bogotá and Cundinamarca



	<b>Overhead Transmission Lines</b>	<b>1258 Km</b> Voltage 115 Kv	<b>83 Km</b> Voltage 57,5 Kv
	<b>Substations</b>	<b>174</b> Power substations	<b>89.097</b> Distribution Centers
	<b>Power Transformers</b>	<b>255</b> 10717 MVA AT	<b>194</b> 895 MVA MT
	<b>Distribution Transformers</b>	<b>92.439</b> Units	<b>11.370</b> MVA
	<b>Alimentadores MT</b>	<b>1.073</b> 18.659 Km Urban	<b>301</b> 11.786 Km Rural
	<b>Network MT + BT</b>	<b>66.161 Km</b> Aerial	<b>7.754 Km</b> Underground

As of June 2022

# Distribution Business in Colombia

Leader of the energy distribution and marketing sector in Colombia

(Figures as of June 2022)



## Participation in National Demand (%)

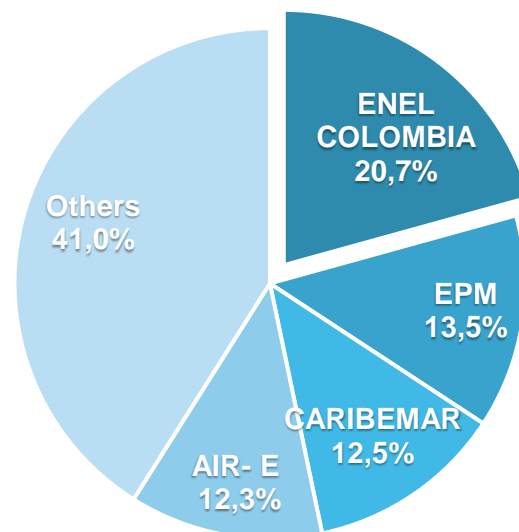
As of June 2022

**ENEL COLOMBIA**

**21%**

**#1**

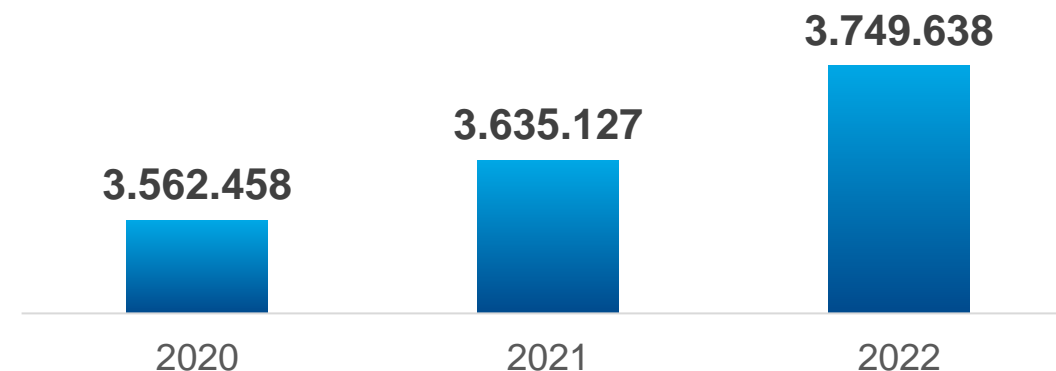
In energy distribution  
in Colombia



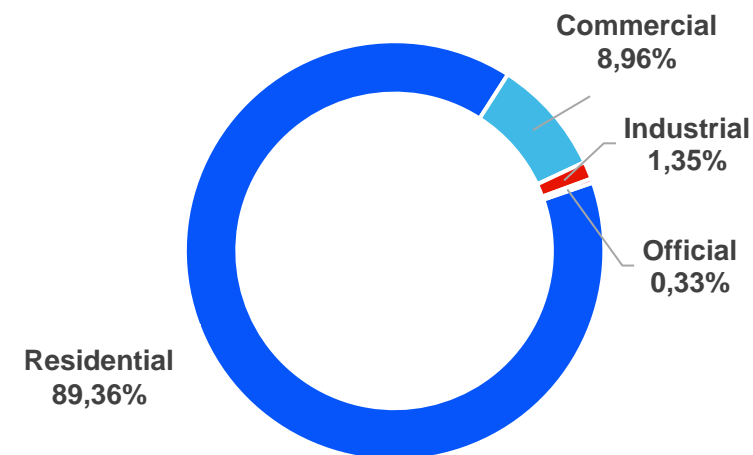
Total Demand SIN<sup>(1)</sup>

**75.605 GWh**

## Number of Customers



## Customers Profiles



(1) SIN: National Interconnected System

(2) Source: XM. June 2022. \*Includes energies managed by the STN during the transition from Electricaribe to the new agents


# Distribution Business in Colombia



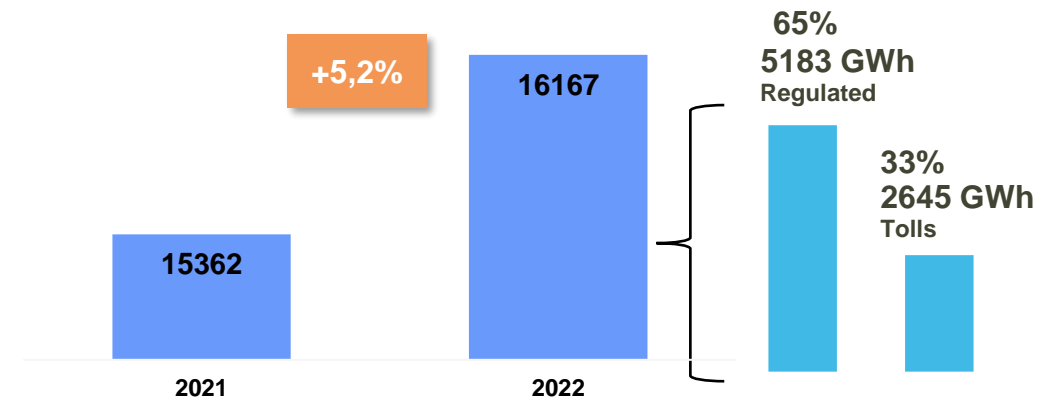
Operational efficiency and growth in the customer base

Figures as of June 2022/June 2021)

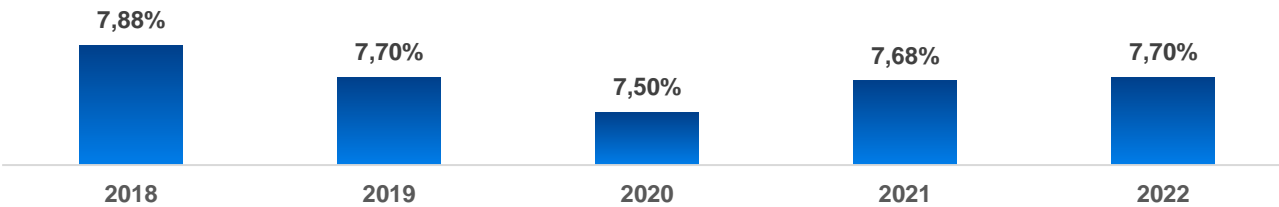
## Quality indicators



## Enel Colombia Energy Demand (GWh)



## Losses Index



**7,70%**  
Losses Index

**114.511** a/a  
New Customers

**20,7%**  
National Demand

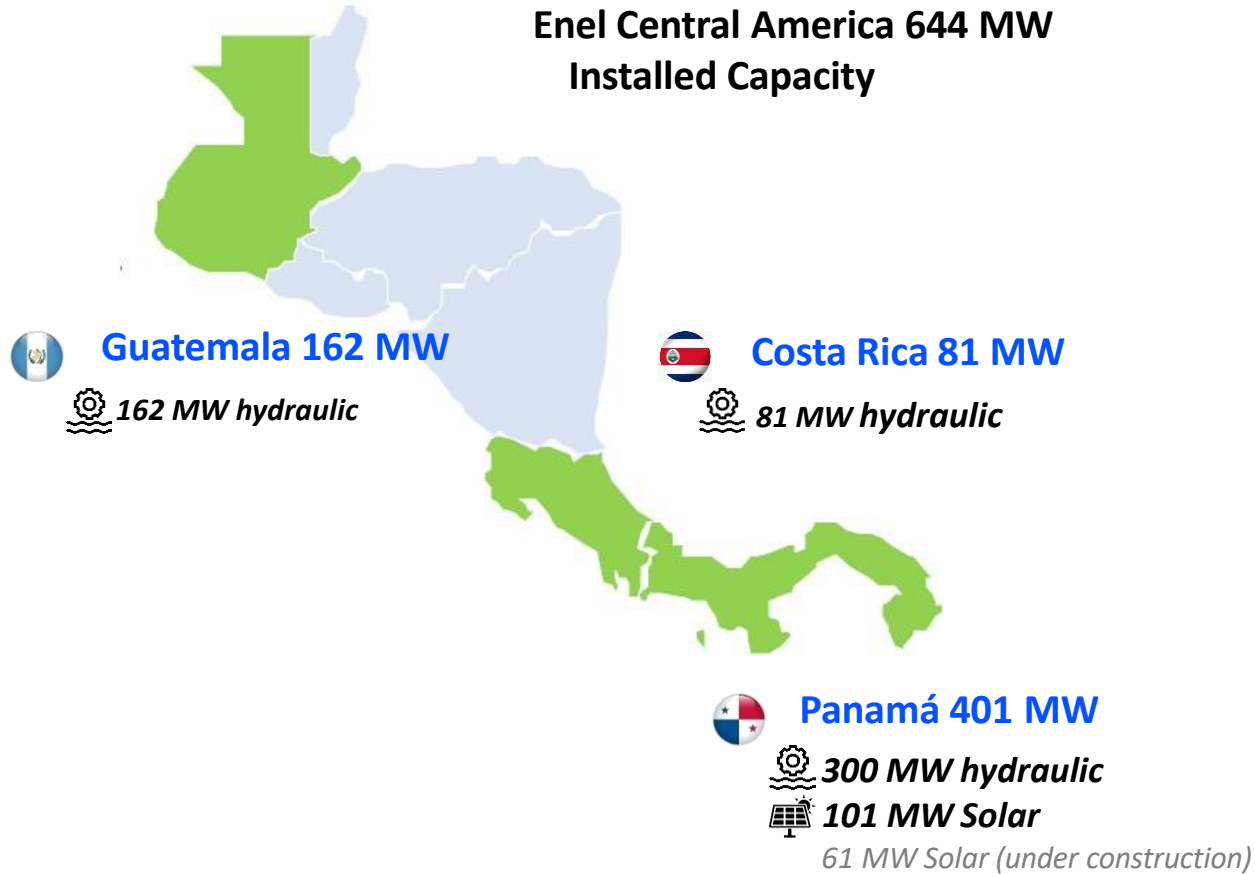
**20,8%**  
National Regulated Demand



# Central America as a new lever for development opportunities



Access to 3 new countries



Plant	Country	Source	Installed Capacity (MW)
Fortuna			300
Solar Panamá			62
Jagüito			13
Esperanza			26
El Canadá			46
Matanzas			12
Montecristo			13
Palo Viejo			87
San Isidro			3
PH Don Pedro			14
PH Río Volcán			17
PH Chucas			50
<b>Total</b>			<b>644</b>
<b>New Installed Capacity</b>			
Madre Vieja & Baco Solar			61

Potential development in countries with more than 25 million inhabitants and opportunities for regional interconnection in the future.

# AGENDA



- The New Enel Colombia
- Corporate Structure of Companies in Colombia
- Main Business Line
- **Financial Information and Main Financial Indicators**

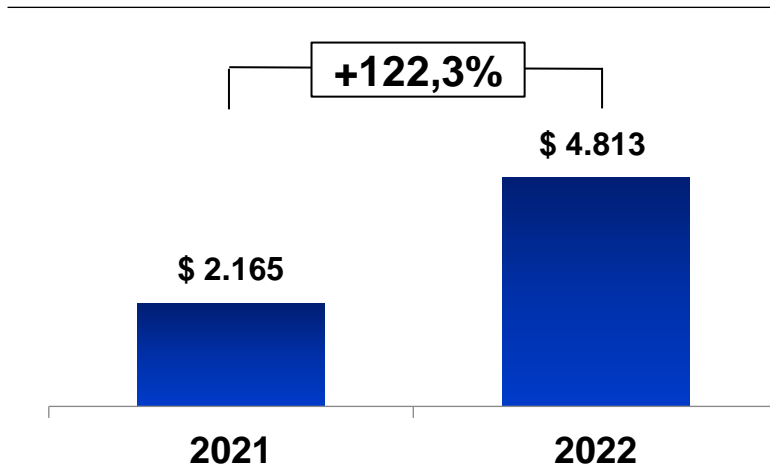
# Financial Results

Operating income growth and margin stability

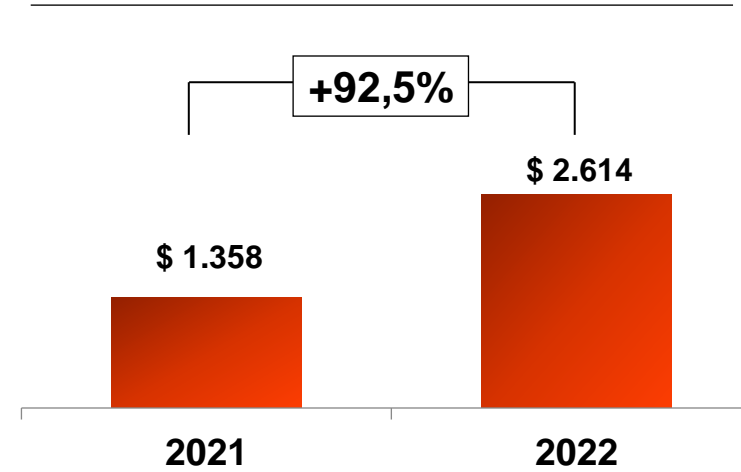
(Figures as of June 2022 / June 2021 in millions of pesos)



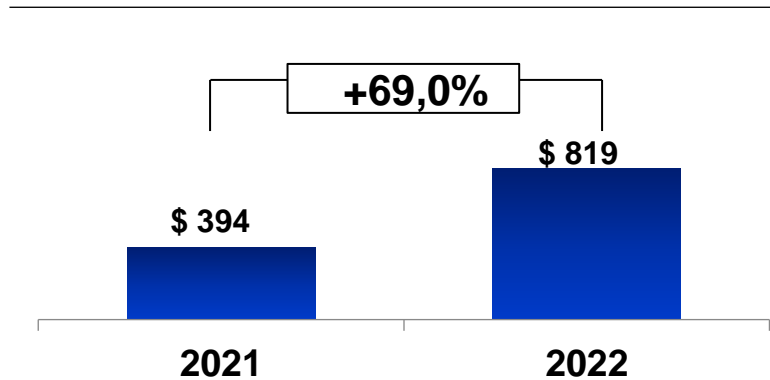
## Operating Income



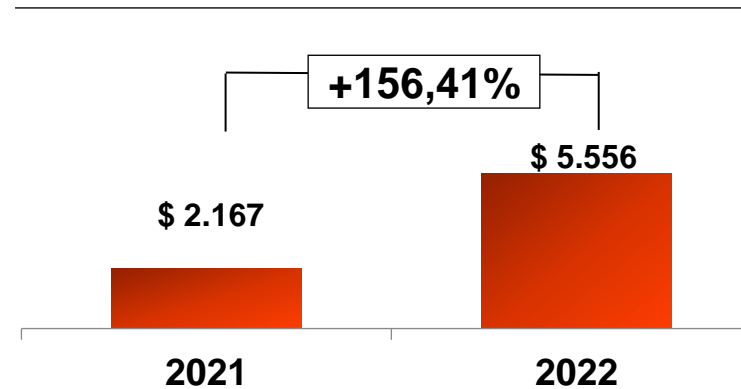
## EBITDA



## Net Income



## Net Debt



**54,32%**  
EBITDA Margin

**28,75%**  
Net Margin

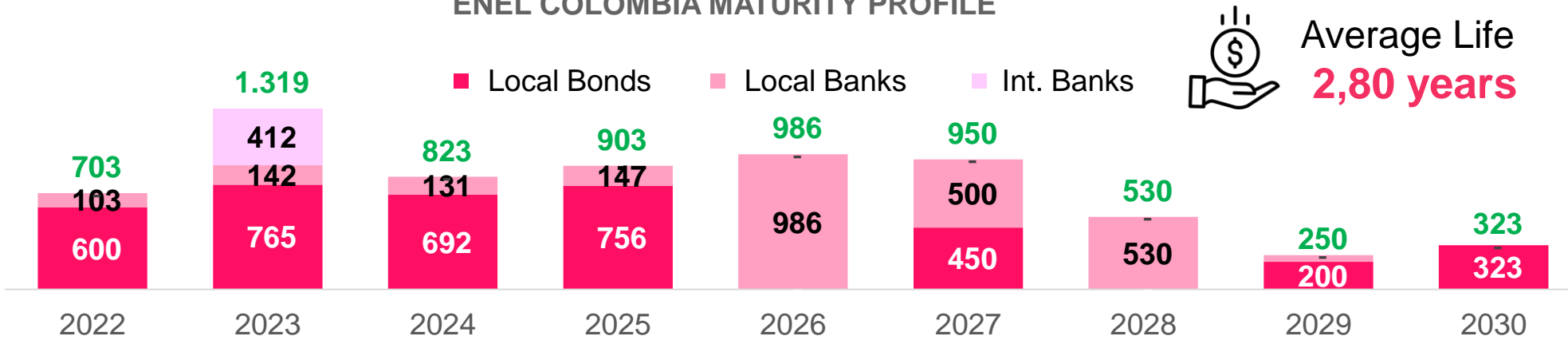
\*EBITDA is calculated by adding depreciation and amortization (included in cost of sales and administrative expenses) to operating income (which is estimated by subtracting cost of sales and administrative expenses from operating income).

# Financial Results

## Financial debt



### ENEL COLOMBIA MATURITY PROFILE



Average Life  
**2,80 years**

**Enel Colombia Rating**

**AAA** FitchRatings  
Local LP

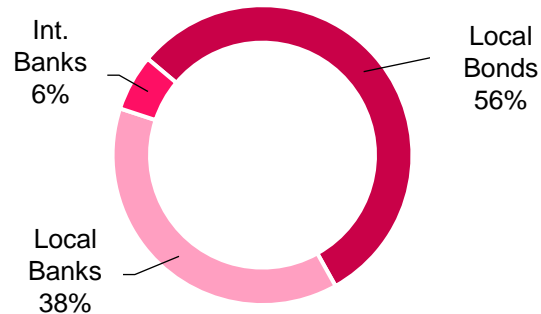
---

**F1+** FitchRatings  
Local CP

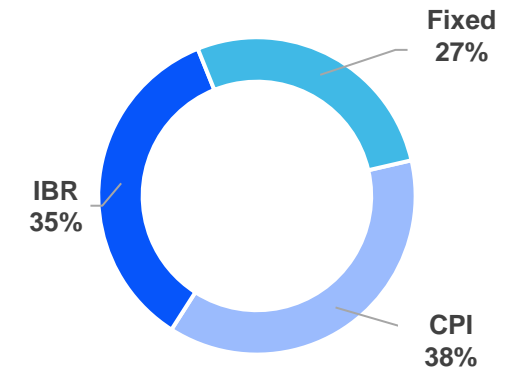
**BBB-/Stable** S&P Global  
International LP

### Composition by instrument

#### Currency



#### Interest Rate



\*Figures as of June 2022

# Contact us

Investor Relations  
Team

INTERNAL

**[IR.Colombia@enel.com](mailto:IR.Colombia@enel.com)**

**Maurizio Rastelli**  
CFO

**Alejandra Méndez Chaves**  
Finance and Insurance Manager  
[alejandra.mendez@enel.com](mailto:alejandra.mendez@enel.com)

**Diego Fernando Rubio Mendoza**  
Head of Financial Planning & Corporate Finance  
[Diego.rubiom@enel.com](mailto:Diego.rubiom@enel.com)

**Ana Cristina Garavito Parra**  
Head of Capital Markets  
[ana.garavito@enel.com](mailto:ana.garavito@enel.com)

**Ibeth Natalia González Cárdenas**  
Capital Markets Expert Professional  
[lbeth.gonzalez@enel.com](mailto:lbeth.gonzalez@enel.com)

**Sandra Catalina Jiménez Villate**  
Capital Markets Expert Professional  
[Sandra.jimenez@enel.com](mailto:Sandra.jimenez@enel.com)

For additional information visit our website:

**[www.enel.com.co](http://www.enel.com.co)**





*“This document is the property of ENEL, therefore it may not be disclosed or made public without the prior written consent of ENEL COLOMBIA*

*Its content is merely informative, so it does not have a contractual nature and it cannot be used as part of or to interpret any contract.*

*ENEL COLOMBIA does not assume any responsibility for the information contained in this document, nor does it constitute any implicit or explicit guarantee regarding the impartiality, precision, completeness or correctness of the information or of the opinions and statements that are collected. Nor does it assume any responsibility for damages and/or losses that may be caused using this information.*

*ENEL COLOMBIA does not guarantee that the perspectives contained in this document will be fulfilled in its terms. Neither ENEL nor any of its affiliates have the intention of updating such estimates, forecasts and objectives that may derive from this document except as otherwise required by law.*